



District Report Card: 2017


State: Nagaland	District: Dimapur
Class: 3	Subject: Language
Schools: 52	Students: 907


Participation/Coverage


Students

<div>GENDER</div> <div></div>	Boys		Girls	
	Number	%	Number	%
	425	46.86	482	53.14

<div>AREA</div> <div></div>	Rural		Urban	
	Number	%	Number	%
	479	52.81	428	47.19

<div>CATEGORY</div> <div></div>	SC		ST		OBC		GEN	
	Number	%	Number	%	Number	%	Number	%
	112	12.35	378	41.68	97	10.69	320	35.28

<div>CWSN</div> <div></div>	LD	VI	HI	S&LD	ID	Oth
	2	1	0	0	0	0

<div>Management</div> <div></div>	Government		Government-aided	
	Number	%	Number	%
	907	100.00	0	0.00

Average Performance of Students in Language (%)

Overall	Gender		Area		Management		Social Group			
	Male	Female	Rural	Urban	Govt.	Aided	SC	ST	OBC	GEN
63.75	63.12	64.30	67.93	59.07	63.75	0.00	67.56	64.46	62.47	61.96

Performance on Learning Outcomes (LOs)

Learning Outcomes	Description	Average Performance(%)
L304	Reads small texts with comprehension i.e., identifies main ideas, details, sequence and draws conclusions	64.32
L312	Reads printed scripts on the classroom walls: poems, posters, charts etc.	62.60

Range of Performance of Students who Answered Correctly							
Below 30%		30% - 50%		50% - 75%		Above 75%	
Number	%	Number	%	Number	%	Number	%
96	10.58	199	21.94	277	30.54	335	36.93

Lowest Performing Learning Outcomes (LOs)

1 - Reads printed scripts on the classroom walls: poems, posters, charts etc. (62.60)

2 - Reads small texts with comprehension i.e., identifies main ideas, details, sequence and draws conclusions (64.32)